


## A Fun And Easy Approach To Drum Fills

By: Jost Nickel

1)



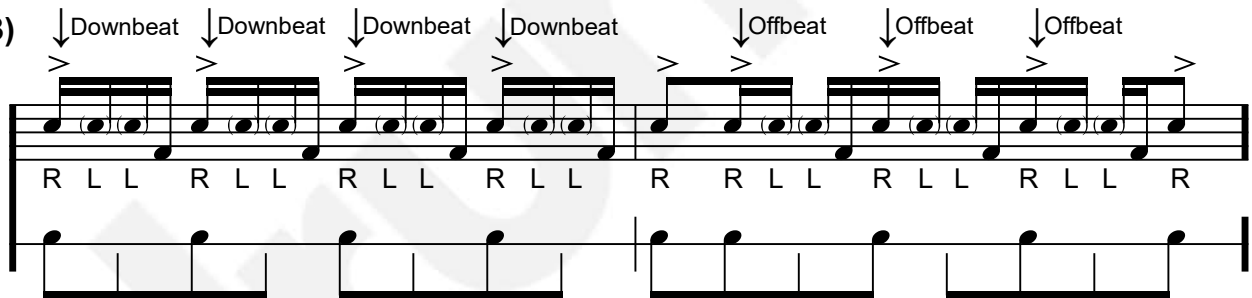
Musical notation for drum fill 1. It consists of four measures on a single staff. Each measure contains a triplet of eighth notes. The first note of each triplet is marked with an accent (>). The drum parts are: R L L, R L L, R L L, R L L.

2)



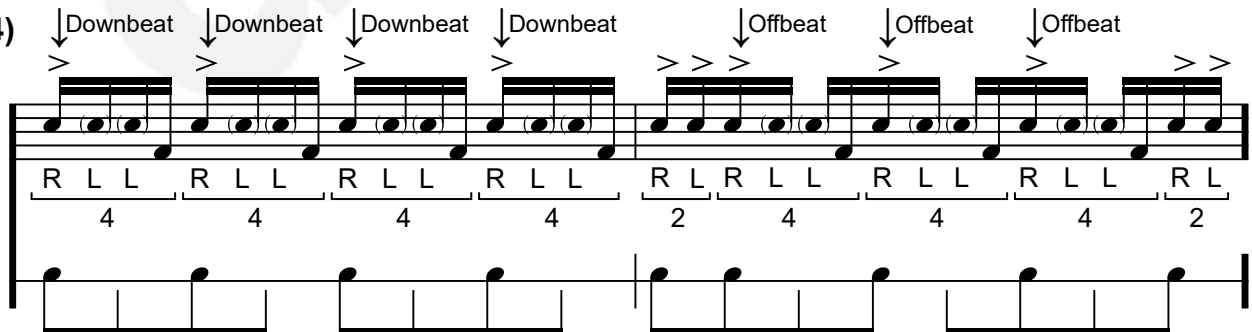
Musical notation for drum fill 2. It consists of four measures on a single staff. The first note of each measure is marked with an accent (>). The second measure has an 'Offbeat' label with a downward arrow above the second note. The drum parts are: R R L L, R L L, R L L, R.

3)



Musical notation for drum fill 3. It consists of two staves. The top staff has four measures of triplets of eighth notes, each with an accent (>). The first four measures have 'Downbeat' labels with downward arrows above the first note. The last three measures have 'Offbeat' labels with downward arrows above the first note. The drum parts are: R L L, R L L, R L L, R L L, R R L L, R L L, R L L, R. The bottom staff shows the corresponding bass drum pattern with vertical lines.

4)



Musical notation for drum fill 4. It consists of two staves. The top staff has four measures of triplets of eighth notes, each with an accent (>). The first four measures have 'Downbeat' labels with downward arrows above the first note. The last three measures have 'Offbeat' labels with downward arrows above the first note. The drum parts are: R L L, R L L, R L L, R L L, R L R L L, R L L, R L L, R L. The bottom staff shows the corresponding bass drum pattern with vertical lines and numbers 4, 4, 4, 4, 2, 4, 4, 4, 2 below the notes.

## A Fun And Easy Approach To Drum Fills

By: Jost Nickel

5)

Offbeat Downbeat Offbeat Downbeat Offbeat

R L R L L R L R L L R L R L L R L R L L R L R L L R L

2 4 2 4 2 4 2 4 2 4 2

6)

R L L R L R L L R L R L L R L R L L R L R L L

4 3 4 3 4 3 4 3 4

## Reading Text 1 (4- and 2-Note Groupings Using Sixteenth Notes)

Two bars in  $\frac{4}{4}$  time

Subdivision of the fills: **Sixteenth notes**

Grid of underlying rhythm: **Eighth notes**

1. 

<b>4</b>	<b>4</b>	<b>4</b>	<b>4</b>	<b>2</b>	<b>4</b>	<b>4</b>	<b>4</b>	<b>2</b>							
1	+	2	+	3	+	4	+	1	+	2	+	3	+	4	+

2. 

<b>4</b>	<b>2</b>	<b>4</b>	<b>2</b>	<b>4</b>	<b>2</b>	<b>4</b>	<b>2</b>	<b>4</b>	<b>4</b>						
1	+	2	+	3	+	4	+	1	+	2	+	3	+	4	+

3. 

<b>2</b>	<b>4</b>	<b>2</b>	<b>4</b>	<b>2</b>	<b>4</b>	<b>2</b>	<b>4</b>	<b>2</b>	<b>4</b>	<b>2</b>					
1	+	2	+	3	+	4	+	1	+	2	+	3	+	4	+

4. 

<b>4</b>	<b>4</b>	<b>2</b>	<b>4</b>	<b>4</b>	<b>2</b>	<b>4</b>	<b>2</b>	<b>4</b>	<b>2</b>						
1	+	2	+	3	+	4	+	1	+	2	+	3	+	4	+

5. 

<b>4</b>	<b>4</b>	<b>4</b>	<b>2</b>	<b>4</b>	<b>4</b>	<b>4</b>	<b>2</b>	<b>4</b>							
1	+	2	+	3	+	4	+	1	+	2	+	3	+	4	+

6. 

<b>4</b>	<b>2</b>	<b>4</b>	<b>4</b>	<b>2</b>	<b>4</b>	<b>4</b>	<b>2</b>	<b>4</b>	<b>2</b>						
1	+	2	+	3	+	4	+	1	+	2	+	3	+	4	+

7. 

<b>2</b>	<b>4</b>	<b>4</b>	<b>4</b>	<b>2</b>	<b>4</b>	<b>4</b>	<b>2</b>	<b>4</b>	<b>2</b>						
1	+	2	+	3	+	4	+	1	+	2	+	3	+	4	+

8. 

<b>2</b>	<b>4</b>	<b>2</b>	<b>2</b>	<b>4</b>	<b>2</b>	<b>4</b>	<b>2</b>	<b>4</b>	<b>4</b>	<b>2</b>					
1	+	2	+	3	+	4	+	1	+	2	+	3	+	4	+

9. 

<b>4</b>	<b>4</b>	<b>2</b>	<b>2</b>	<b>2</b>	<b>4</b>	<b>2</b>	<b>2</b>	<b>4</b>	<b>2</b>	<b>4</b>					
1	+	2	+	3	+	4	+	1	+	2	+	3	+	4	+

## Reading Text 2 (4- and 3-Note Groupings Using Sixteenth Notes)

Two bars in  $\frac{4}{4}$  time

Subdivision of the fills: **Sixteenth notes**

Grid of underlying rhythm: **Sixteenth notes**

1. 

<b>4</b>	<b>3</b>	<b>4</b>	<b>3</b>	<b>4</b>	<b>3</b>	<b>4</b>	<b>3</b>	<b>4</b>
1 e + a	2 e + a	3 e + a	4 e + a	1 e + a	2 e + a	3 e + a	4 e + a	

2. 

<b>3</b>	<b>4</b>	<b>3</b>	<b>4</b>	<b>3</b>	<b>4</b>	<b>3</b>	<b>4</b>	<b>4</b>
1 e + a	2 e + a	3 e + a	4 e + a	1 e + a	2 e + a	3 e + a	4 e + a	

3. 

<b>4</b>	<b>4</b>	<b>3</b>	<b>3</b>	<b>4</b>	<b>4</b>	<b>3</b>	<b>3</b>	<b>4</b>
1 e + a	2 e + a	3 e + a	4 e + a	1 e + a	2 e + a	3 e + a	4 e + a	

4. 

<b>3</b>	<b>4</b>	<b>4</b>	<b>3</b>	<b>4</b>	<b>3</b>	<b>3</b>	<b>4</b>	<b>4</b>
1 e + a	2 e + a	3 e + a	4 e + a	1 e + a	2 e + a	3 e + a	4 e + a	

5. 

<b>3</b>	<b>4</b>	<b>3</b>	<b>4</b>	<b>4</b>	<b>3</b>	<b>4</b>	<b>4</b>	<b>3</b>
1 e + a	2 e + a	3 e + a	4 e + a	1 e + a	2 e + a	3 e + a	4 e + a	

6. 

<b>4</b>	<b>3</b>	<b>4</b>	<b>4</b>	<b>3</b>	<b>4</b>	<b>3</b>	<b>4</b>	<b>3</b>
1 e + a	2 e + a	3 e + a	4 e + a	1 e + a	2 e + a	3 e + a	4 e + a	

7. 

<b>4</b>	<b>4</b>	<b>3</b>	<b>4</b>	<b>4</b>	<b>3</b>	<b>4</b>	<b>4</b>	<b>+2</b>
1 e + a	2 e + a	3 e + a	4 e + a	1 e + a	2 e + a	3 e + a	4 e + a	

8. 

<b>3</b>	<b>3</b>	<b>3</b>	<b>4</b>	<b>3</b>	<b>4</b>	<b>3</b>	<b>4</b>	<b>3</b>	<b>+2</b>
1 e + a	2 e + a	3 e + a	4 e + a	1 e + a	2 e + a	3 e + a	4 e + a		